








Stationary Oxygen Concentrator Comparison Chart

	Inogen at Home	Respironics EverFlo	Respironics EverFlo Q	Invacare Perfecto 2	AlrSep VisionAire	Respironics Millennium 10	AirSep NewLife Intensity 10
							
Delivery Method	Continuous	Continuous	Continuous	Continuous	Continuous	Continuous	Continuous
Recommended For	Home & Travel	Home	Home	Home	Home	Home	Home
Weight	18 lbs	31 lbs	31 lbs	39 lbs	30 lbs	53 lbs	54 lbs
Dimensions	16"H x 13"W x 7"D	23"H x 15"W X 9.5"D	23"H x 15"W X 9.5"D	13"W x 23"H x 11.5"D	20.8"H x 14"W x 11.5"D	27"H x 19"W x 13"D	27.5"D 16.5"W x 14.5"D
Delivery Settings	.5 -5 LPM	.5 -5 LPM	.5 -5 LPM	.5 -5 LPM	.5 -5 LPM	1-10 LPM	1-10 LPM
Oxygen Purity	90% (+6%/-3%)	93% (+3%/-3%)	93% (+3%/-3%)	87% -95.6% at all flow levels	90% (+5.5%/-3%)	94%(+2%/-2%)	92%(+3&/-3%)
Maximum Outlet Pressure		5.5 PSI	5.5 PSI	5 PSI	5.5PSI	10-30 PSI	
Power	275 Watts	350 Watts	350 Watts	325 Watts	290 Watts		590 Watts
Noise Level	<50dBI	45dBI	40dBI	<43dBI	40dBI	58dBI	58dBI
Warranty	3 years	3 years	3 years	3 years	3 years	1 years	3 years
Electrical	110 – 240 VAC, 50/60 Hz	120 VAC (+/- 10%)	120 VAC (+/- 10%)	120 VAC (+/- 10%)	115 VAC, 60 Hz	120 VAC, 60 Hz	120 VAC, 60 Hz

Created by SleepRestfully.com Your Source for Portable Oxygen Concentrators – Toll Free (866) 923-2727 Toll Free Fax (800) 540-5078